

TABABARKA
HUBINTA BOOQASHADA ELEKTARONIGA AH
(EVV)
EE LOOGU TALAGALAY
SHAQAALAHA TAAGEERADA SHAKHSIYEED
EE DD (PSW)



ODDS eXPRS EVV
Gu'aga/Xagaaga 2019

Waa maxay “EVV”?

Xaqiijinta Booqashada Elektarooniga ah – ama **EVV** waa qayb ka mid ah sharciga federaalka oo loo yaqaan xeerka 21st Century Cures Act.

EVV wuxuu

- ❖ caddeyn sax ah oo waqtigeedu dhab yahay uga baahan yahay dhammaan adeegyada Shaqaalaha Daryeelka ee Medicaid dhaqaalihiisa bixiso
- ❖ ee ku lugta leh booqashada guriga ee daryeel bixiye sameeyo
- ❖ waqtiga uu adeegyada helo qofku

Waa maxay macluumaadka ay EVV lasocoto?

Xeerka 21st Century Cures Act ayaa tilmaamaya in nidaamyada EVV ay qabtaan macluumaadka soo socda waqtiga adeegyadu dhacayaan:

- ✓ **QOFKA** helaya adeega
- ✓ **NOOCA** adeega la bixiyay
- ✓ **TAARIIKHDA** adeega la helay
- ✓ **WAQTIGA** adeegu Bilaabmo isla markaana Dhammaado
- ✓ **BIXIYAHA** adeega
- ✓ **GOOBTA** adeega

eXPRS ayaa lagu sameeyay cusbooneysiin si ay qabato dhammaan macluumaadkan.

Waa maxay adeegyada ka mid ah EVV?

EVV ayaa looga baahan yahay **DHAMMAAN** adeegyada Shaqaalaha Daryeelka ee uu helay

qofku, sida:

- ✓ **OR526** – Shaqaalaha Daryeelka
- ✓ **OR526/ZE** – Shaqaalaha Daryeelka 2:1 shaqaalaha
- ✓ **OR507** – Daryeelka Gargaarka Maalin kasta
- ✓ **OR502** – Qorshaha Gobolka ee Daryeelka Shakhsi ahaaneed

EVV loogama baahna adeegyada kale ee PSW, sida:

- ⊗ **OR004** – Masaafada Gaadiidka
- ⊗ **OR401** – Taageerada Shaqaaleynta ee Tababarka Shaqada

Muxuu yahay waxa isbeddelaya ee loogu talagalay PSW ee la xiriira EVV?

Waxaa jiri kara qaar ka mid ah ereyo cusub oo PSW ay u baahan doonaan in ay ogaadaan:

- ❖ **eXPRS Desktop** = website-ka caadiga ah ee eXPRS
- ❖ **eXPRS Mobile-EVV** = eXPRS marka la isticmaalo iyada oo la adeegsanayo qalabka gacanta 'mobile device'.
 - ➔ **eXPRS Mobile-EVV** ma aha nidaamka 'app' ee aad ka soo dejiso/min-guuriso qalabkaaga gacanta.
- ❖ **Adeegyada La Bixiyay** ama **SD** = macluumaadka biilka xaashida shaqada "timesheet" ee la geliyay eXPRS ee loogu talagalay taariikhaha/waqtiga uu shaqeeyay PSW.
- ❖ **Hay'adda Maamulida Kiiska** ama **CME** = oo ah eray loo isticmaalo sharaxaadda CDDP, Ganacsiga ama Barnaamijka CIIS; dhammaantood kuwani waa Hay'adaha Maamulka Kiiska (**CMEs**).

Muxuu yahay waxa isbeddelaya ee loogu talagalay PSW ee la xiriira EVV?

Waxaa jiri doona isbeddelada qaarkood oo ah sida PWS u diro biilka waqtigiisa uu la shaqeeyay EVV, kaasi oo biilka ka dhigi doona mid sahlan.

- ❖ PSW waxay isticmaali doonaan qalabka gacanta 'mobile device' (*telefoonka casriga ah 'smartphone' iyo tablet-ka*) si ay u galaan waqtiga ay shaqeeyeen xilliga ay **Bilaabaan** & **Dhammeeyaan** shaqada ay u hayaan qof kasta & waqtiga shaqada.
- ❖ **eXPRS Mobile-EVV** waxay samayn doontaa & keydin 'save' doontaa qoraalka biilasha SD ee la geliyo ee loogu talagalay PSW iyada oo si toos ah & dhaqso ah loogu keydinayo eXPRS.
 - *PSW uma baahnaan doono gacan ahaan u geliyo 'manually' waqtiga uu shaqeeyay ee loogu talagalay adeegyada Shaqaalaha Daryeelka ee la gelinayo eXPRS ee waqtiga mushaharka.*

Muxuu yahay waxa AAN isbeddelayn ee loogu talagalay PSW ee la xiriira EVV?

Xataa marka la adeegsanayo **EVV**, waxyaabo badan ayaa sidoodii hore u ahaan doona PSW.

- ❖ PSW waxay weli isticmaali doonaan **eXPRS Desktop** (*website-ka caadiga ah*) si ay sameeyaan/gudbiyaan biilashadooda SD ee loogu talagalay adeegyada aan ahayn EVV (*Masaafada La Socdo & Tababarka Shaqada*).
- ❖ **eXPRS Mobile-EVV** waxaa loo isticmaali doonaa adeegyada la bixiyay/waqtiga la shaqeeyay ee loogu talagalay DHAMMAAN PSW laga bilaabo Luulyo 16^{-keeda} & wixii intaasi ka dambeeya.
 - *Biilasha loogu talagalay waqtiga la shaqeeyay ka hor Luulyo 16^{-keeda}, waxaa habkii hore loo gelin doonaa eXPRS Desktop (website-ka caadiga ah).*

Muxuu yahay waxa AAN isbeddelayn ee loogu talagalay PSW ee la xiriira EVV?

- ❖ PSW waxay isticmaali doonaan **eXPRS Desktop** *(website-ka caadiga ah)* si ay gudbiyaan DHAMMAAN biilashadooda SD & daabacaan xaashiyaha shaqada si loo saxiixo.
 - ✓ *Gudbinta biilka SD & nidaamka xaashida shaqadu sidoodii hore ayay ahaanayaan.*
 - ✓ *PSW waa in ay xaashiyaha shaqada weli u daabacaan cidda aad u shaqeyso si uu u fiiriyo isla markaana u saxiixo*
 - ✓ *PSW waa in ay xaashiyahan shaqada oo saxiixan u keenaan **CME**_{wax} oggolaanaya*

- ❖ PSW waxay sii wadi doonaan in ay jeegagooda/lacag dhigashadooda tooska ah ka helaan shirkadda mushaharka ee FMAS – **Iskaashiga Dadweynaha, LLC** *(PPL)*

Waxyaabo muhiim ah oo ay tahay in laga ogaado EVV

- ❖ **Adeegyada goobta** waa in la dhigaa mid DAARAN/FURAN oo loogu talagalay:
 - ✓ *qalabka gacanta 'mobile device' ee aad isticmaalayso, IYO*
 - ✓ *nidaamka internet-ka laga gelo 'internet browser app' (Chrome, Safari, Firefox, iwm.) ee aad isticmaalayso si aad u gaarto eXPRS*
- ❖ **eXPRS Mobile-EVV** wuxuu KALIYA tusi/muujin doonaa oggolaanahsha PSW ee loogu talagalay adeegyada & dadka ee shaqeynaya * *isla taariikhda aad timaado shaqada.*
 - ➔ *Shaqeynaya macnaheedu waa:
 - ✓ CME ayaa oggolaanshaha geliyay/dhigay website-ka eXPRS dhexdiisa,
 - ✓ waxaa aqbalay nidaamka wuxuuna diyaar u yahay in PSW uu shaqeeyo & biilka diro

Waxyaabo muhiim ah oo ay tahay in laga ogaado EVV

TALOOYIN WAXTAR LEH:

❖ KA HOR inta aadan imaan shaqada gal eXPRS Desktop & xaqiiji in aad haysato oggolaansho shaqeynaya oo loogu talagalay adeegyada & dadka lagu qorsheeyay in aad u shaqeyso.

⇒ **HABKA UGU FIICAN EE WAX LOO QABTO** - fiiri in oggolaanshahaagu yahay mid shaqeynaya dhowr maalmood ka hor inta aan lagu qorsheyn in aad shaqeyso, si aad u haysato waqti lagu xalliyo arrimaha dhanka oggolaanshaha ka hor inta aanu waqtigaaga shaqadu bilaabmin.

Waxyaabo muhiim ah oo ay tahay in laga ogaado EVV

- ❖ Fiiri oggolaanshahaaga shaqeynaya adiga oo ka helaya bogga biilka SD ee ku jira **eXPRS Desktop** (website-ka caadiga ah ee eXPRS).
- ❖ Xaqiiji **Taariikhaha Bilawga & Dhammaadka** loogu talagalay adeega, iyada oo kuwani yihiin taariikhaha lagu oggolaaday in aad u shaqeyso qofkaasi/adeegaasi.

Effective Date: 3/1/2019 Exact: Yes No

End Date: 3/31/2019 Exact: Yes No

Find Reset Print

Name

Dactyl, Terry - prime # pswuser

SPA#	Proc Code	Modifier	Rate	Begin	End	
21*****01	OR004 - Comm Transp, Mileage	WE - Community	\$0.48	4/1/2018	3/31/2019	👤💰
21*****02	OR507 - Relief Care, Daily	NA - Not Applicable	\$284.00	4/1/2018	3/25/2019	👤💰
21*****03	OR526 - Attendant Care, home or comm	NA - Not Applicable	\$14.65	4/1/2018	3/25/2019	👤💰

The Begin & End Dates are the dates you are authorized to work providing that specific service.

Sidee bay EVV u shaqeysaa?

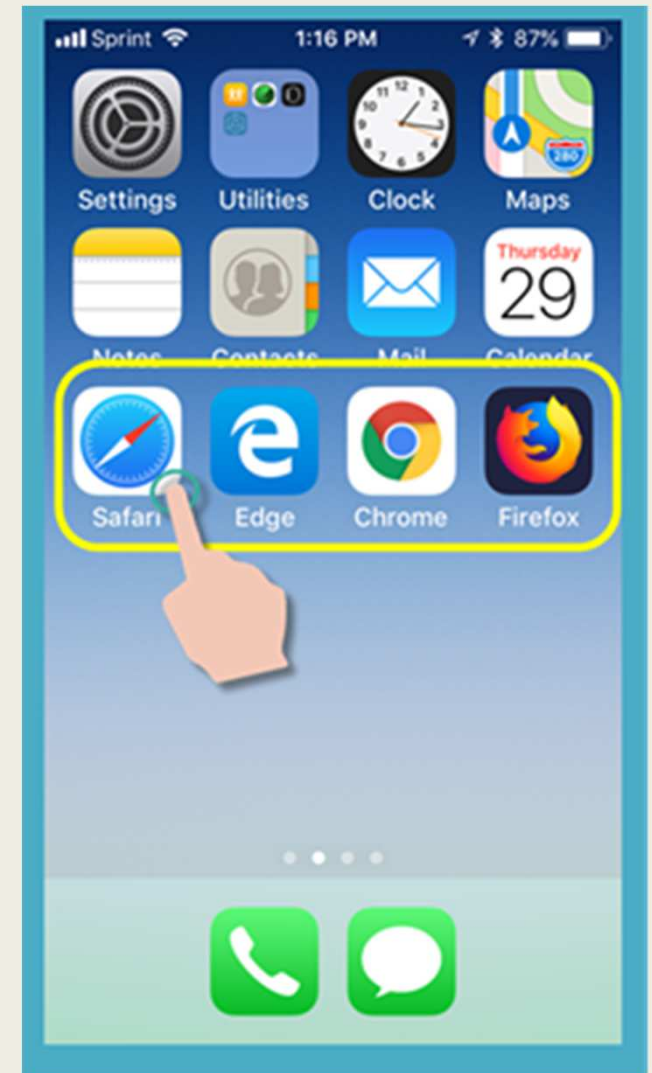
PSW waxay isticmaali doonaan qalabkooda gacanta 'mobile device' (telefoonka casriga ah 'smartphone' iyo tablet-ka) Si ay ula socdaan waqtiga ay shaqeeyeen ...

... waqtiga aad

BILAWDO & DHAMMEYSO shaqada

adiga oo gelaya eXPRS oo isticmaalaya halka internet-ka laga gelo 'internet browser' (sida Safari, Edge, Chrome, iwm.).

➔ **EVV ma aha nidaamka 'app' aad soo dejiso/min-guuriso.**

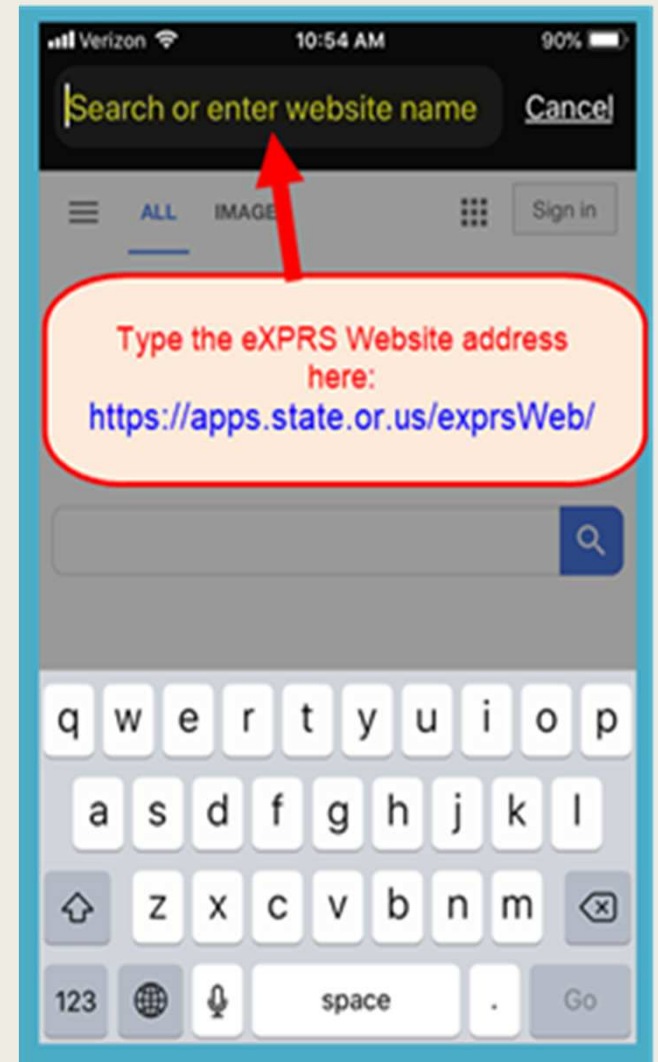


Sidee bay EVV u shaqeysaa?

Meesha internet-ka laga gelo 'browser' dhexdeeda, ku qor cinwaanka website-ka eXPRS:

<https://apps.state.or.us/exprsWeb/>

- ✓ **Pro Tip:** Website-ka eXPRS ku keydso 'save' meesha aad wax gashato 'Bookmarks' ama Favorites si aad si dhaqso ah ugu dooran karto marka xiga ee aad u baahato in aad isticmaasho **eXPRS Mobile-EVV**.




Sidee bay EVV u shaqeysaa?

BILAWGA WAQTIGA SHAQO

Marka aad ku jirto website-ka eXPRS ee aad kaga jirto qalabkaaga gacanta 'mobile device', geli Magaca Lagu Gelo "Login Name" & Password-ka lagu qoondeeyay ee loogu talagalay eXPRS.

Taabo GUDBI **SUBMIT** si aad u gasho.



Verizon 10:54 AM 88%

https://apps.state.or.us/exprsWeb/

Oregon Department of Human Services
Express Payment & Reporting System (eXPRS)

Login

Login Name:
pswuser

Password:
●●●●●●●●

Submit

Forgot your password?
eXPRS User Help Guide
Contact Us

Sidee bay EVV u shaqeysaa?

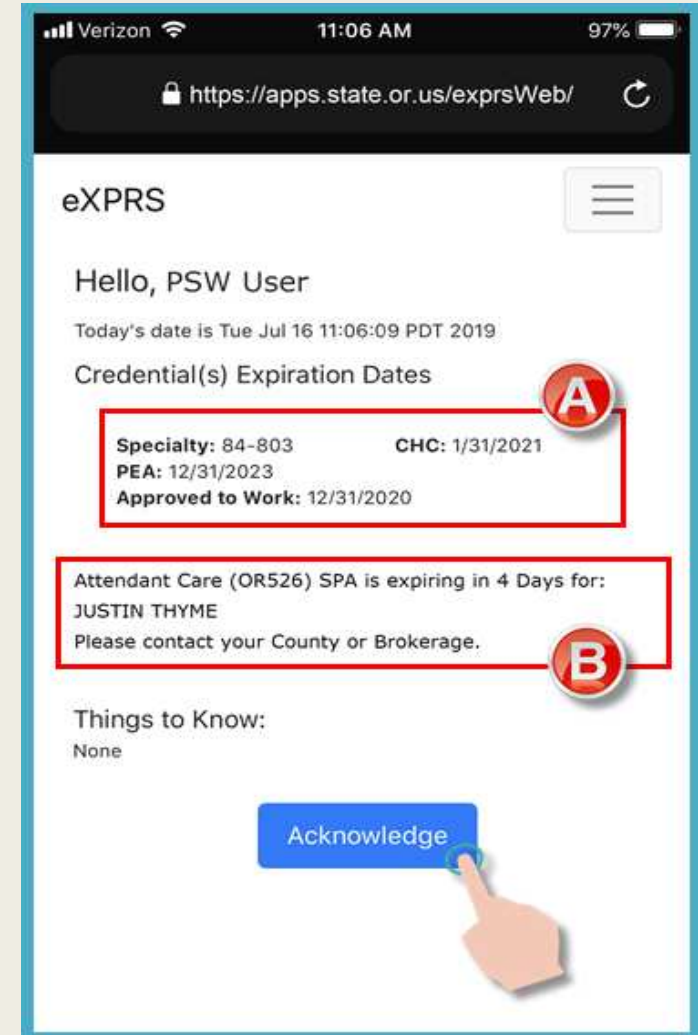
BILAWGA WAQTIGA SHAQO

Mar kasta oo aad gasho **eXPRS Mobile-EVV** waxaad arki doontaa farriimo muhiim ah.

Tusaale:

- ✓ taariikhda dhicida waqtiga aqoonsiyadaada PSW (**tusaalaha A**),
- ✓ ogeysiinta dhicida waqtiga mid ka mid ah ama ka badan oo ah oggolaanshahaaga (**tusaale B**)

Taabo badhanka Aqoonta **Acknowledge** si aad u sii wado.



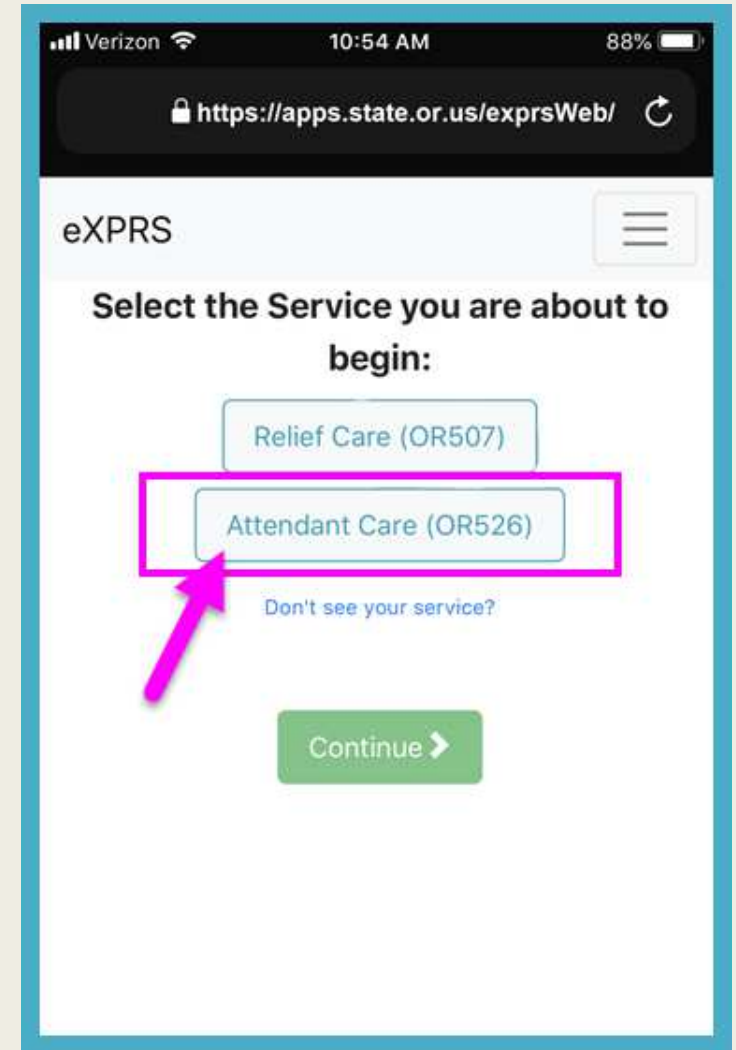
Sidee bay EVV u shaqeysaa? BILAWGA WAQTIGA SHAQO

Marka la aad gasho ...

➔ **TALLAABADA 1:** dooro **ADEEGA** aad bilaabayso in aad ka shaqeyso.

Xusuusnow...

KALIYA oggolaanshaaga shaqeynaya ee loogu talagalay taariikhda aad shaqeynayso ayaa halkan la isku tusayaa/muujinayaa.

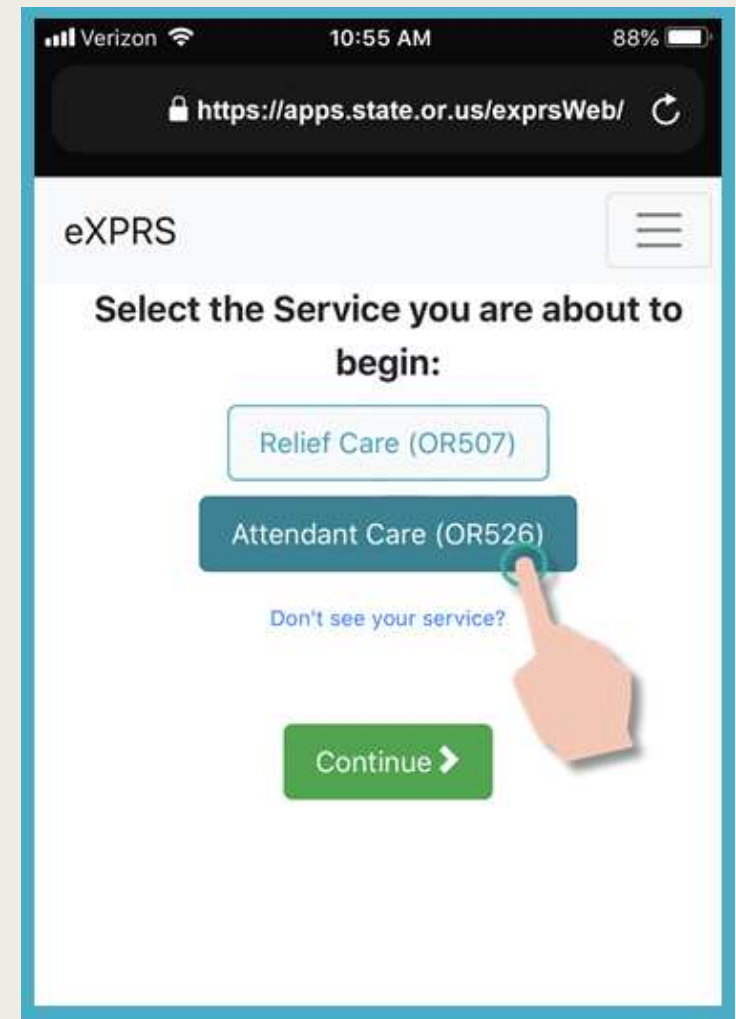


Sidee bay EVV u shaqeysaa? BILAWGA WAQTIGA SHAQO

Taabo Adeega “*Service*” aad bilaabayso waqtigiisa shaqo.

Badhanka adeega la doortay wuxuu **isku beddeli doonaa madow** marka la doorto.

Waxaad dooran kartaa kaliya 1 adeeg waqtigiiba.

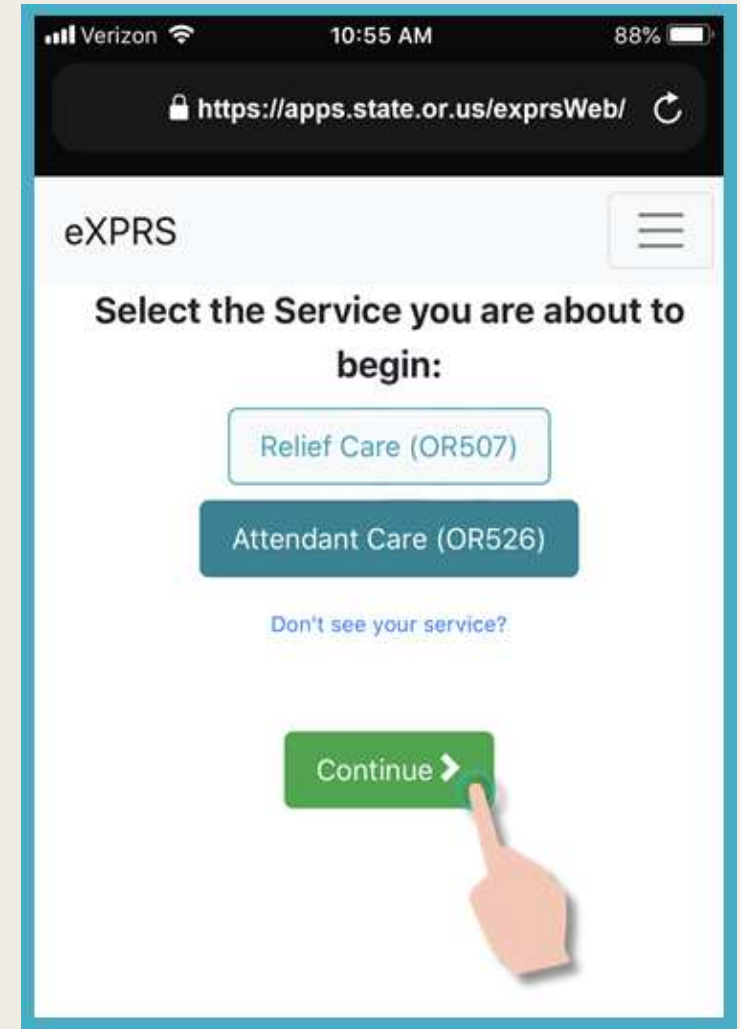


Sidee bay EVV u shaqeysaa? BILAWGA WAQTIGA SHAQO

Marka **adeega** ay tahay in aad shaqeyso la doorto,

taabo badhanka cagaaran ee Sii wad

Continue.



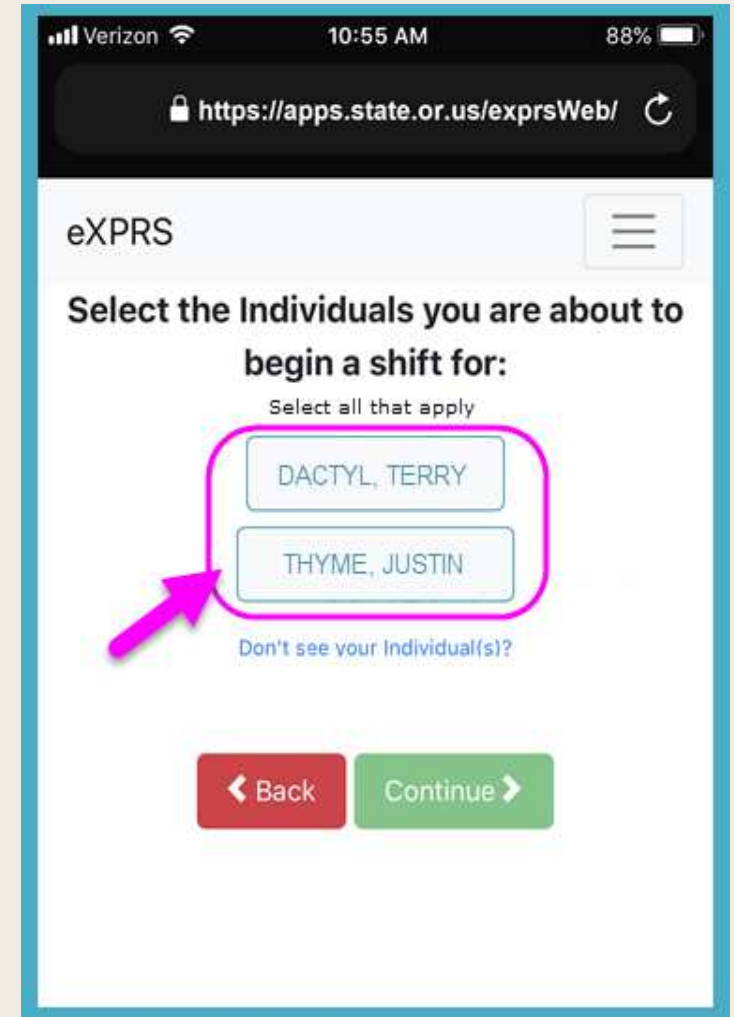
Sidee bay EVV u shaqeysaa?

BILAWGA WAQTIGA SHAQO

➔ **TALLAABADA 2:** Dooro **QOFKA(DADKA)** aad u bilaabayso adeega shaqo.

XUSUUSNOW...

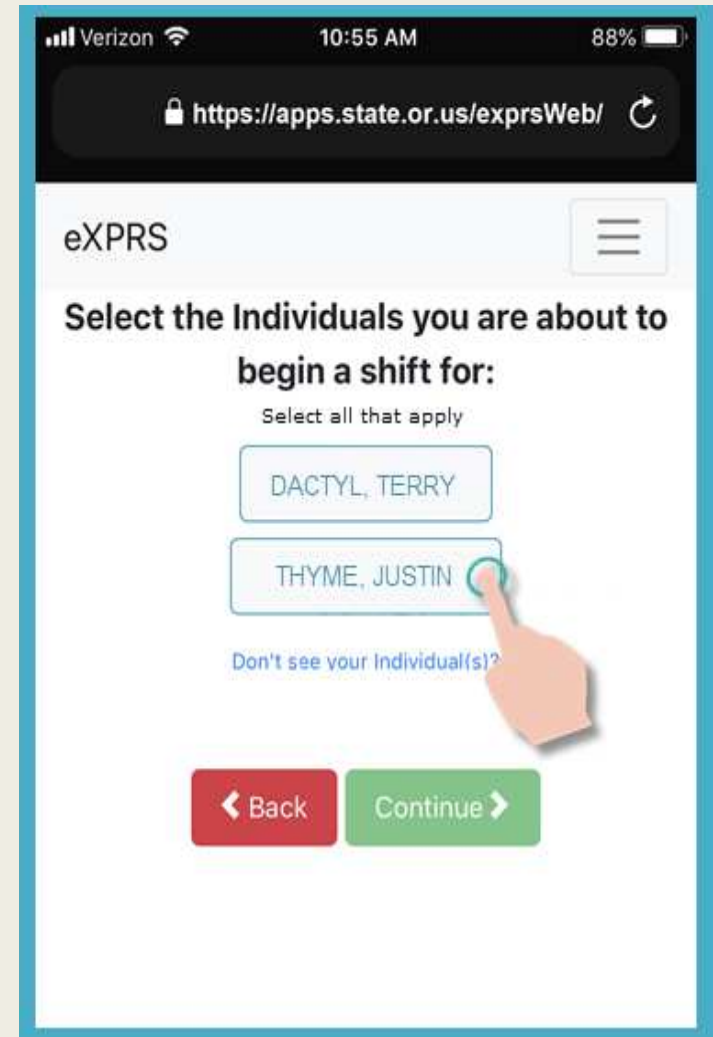
waxaad **KALIYA** arki doonaa dadka haysta oggolaansho shaqeynaya oo loogu talagalay adeegyada aad bixin doonto.



Sidee bay EVV u shaqeysaa? BILAWGA WAQTIGA SHAQO

Taabo magaca **Qofka**(*dadka*) korkiisa si aad u bilawdo waqtiga shaqo ee bixinta adeega la doortay.

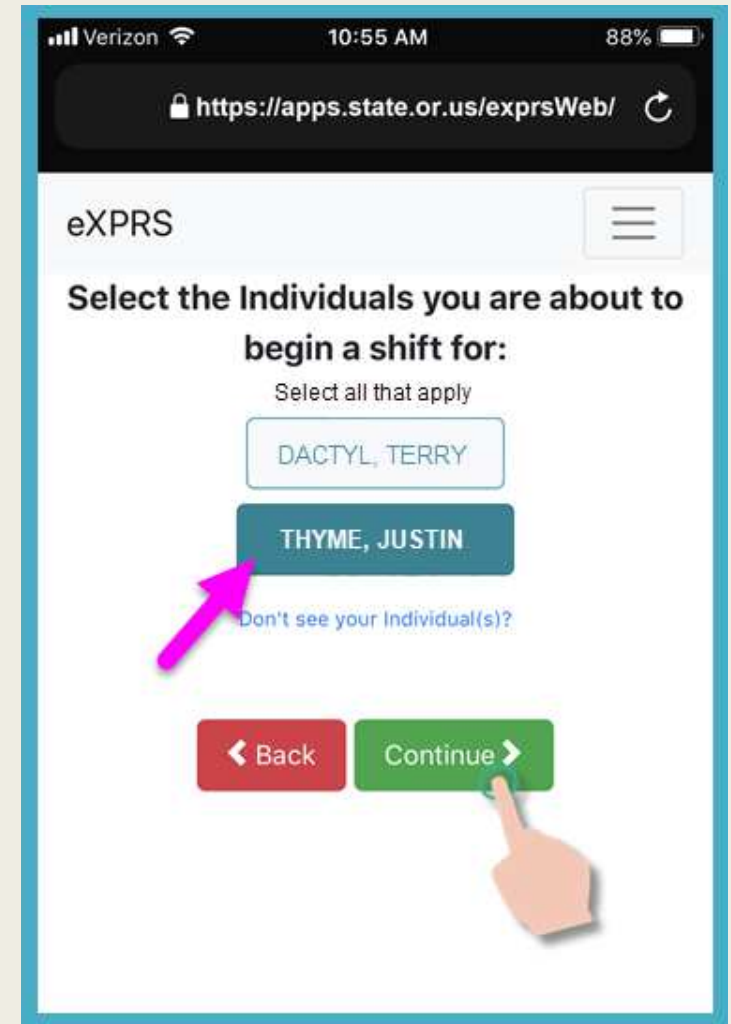
- ✓ Haddii aan la shaqeynayso *in ka badan 1 qof* oo loogu talagalay adeegaasi, [taabo dhammaan](#) dadka kooxda ka tirsan ee aad la shaqeyn doonto.



Sidee bay EVV u shaqeysaa? BILAWGA WAQTIGA SHAQO

Marka aad taabato magaca qofka(dadka) , badhanka loogu talagalay iyagu wuxuu **isku beddeli doonaa madow.**

Taabo badhanka cagaaran ee Sii wad **Continue** si aad ugu gudubto shaashada xigta.

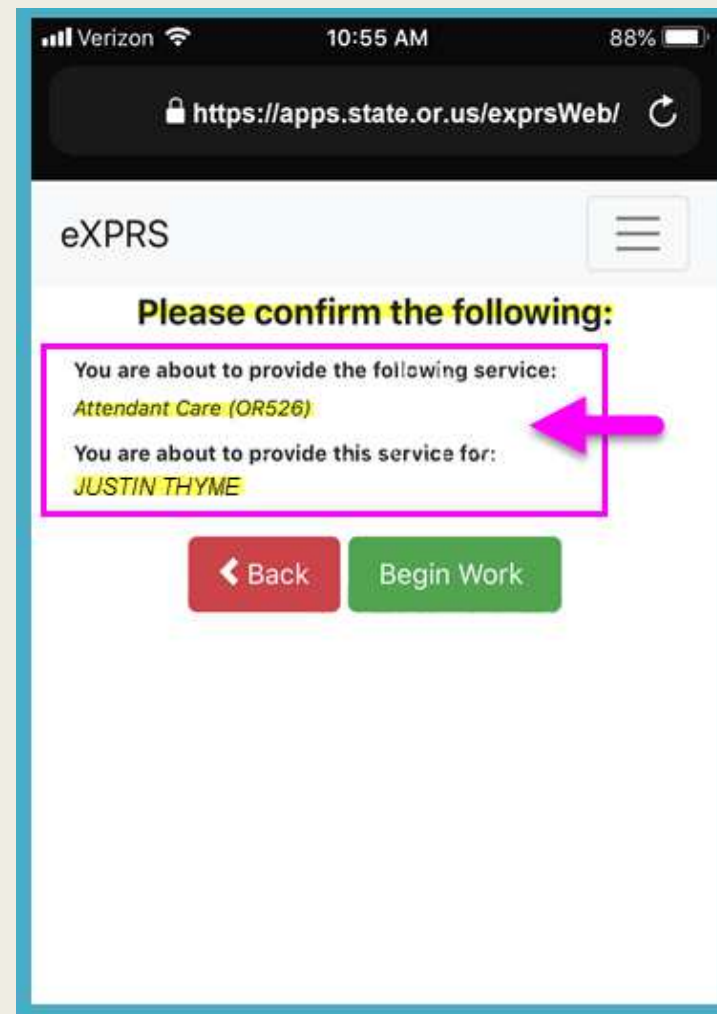


Sidee bay EVV u shaqeysaa?

BILAWGA WAQTIGA SHAQO

➔ **TALLAABADA 3:** Xaqiiji adeegyada & qofka loogu talagalay waqtiga shaqo ee aad bilaabayso.

Taabo badhanka cagaaran ee BILAW SHAQADA **BEGIN WORK** si aad waqtigaaga shaqada uga bilawdo *eXPRS Mobile-EVV*.



Sidee bay EVV u shaqeysaa?

BILAWGA WAQTIGA SHAQO

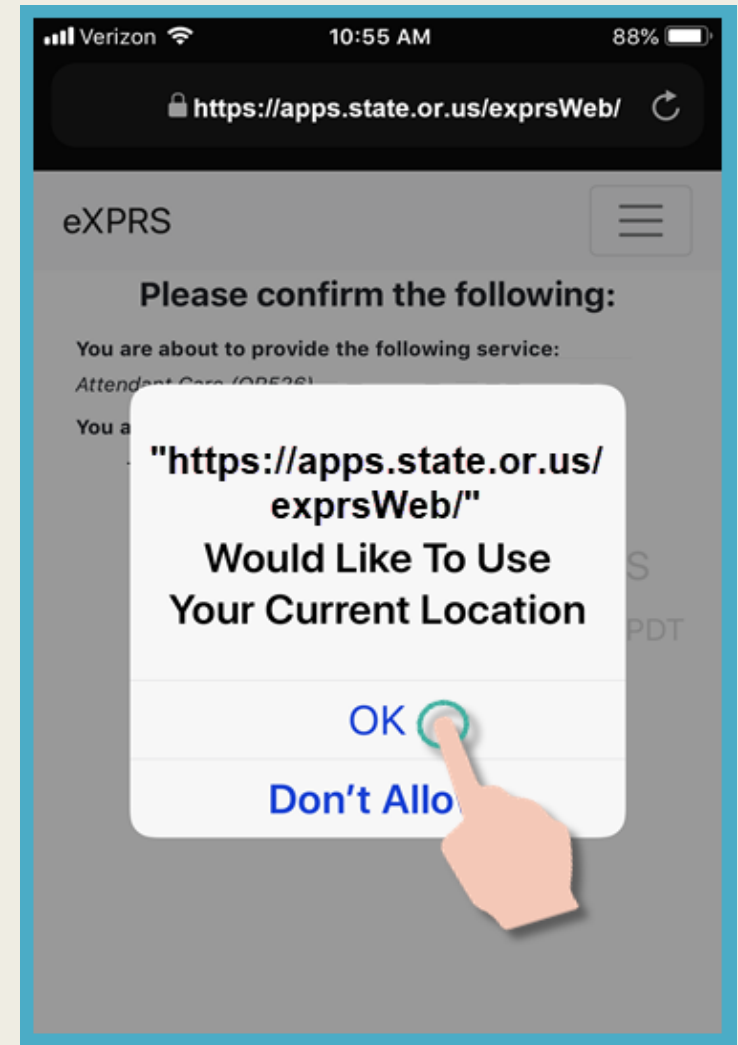
➔ **TALLAABADA 4:** Haddii qalabka aad isticmaalayso kaa codsado, riix **OK** si aad u xaqiijiso **Goobta** halka aad ka bilaabayso shaqadaada.

Adeegyada goobta waa in la dhigaa mid DAARAN/FURAN “ON”
oo loogu talagalay qalabka aad isticmaali doonto **IYO** internet-ka laga gelo ‘browser’.

eXPRS Mobile-EVV ayaa qabata/keydisaa ‘captures’ sawirka/muuqaalka waqtiga saxda ah ‘**point-in-time**’ ee halka aad joogtid waqtiga aad **BILAWDO & DHAMMEYSO** waqtigaaga shaqada oo **KALIYA**.

Tani waa mid uu sharciga federaalku uga baahan yahay EVV.

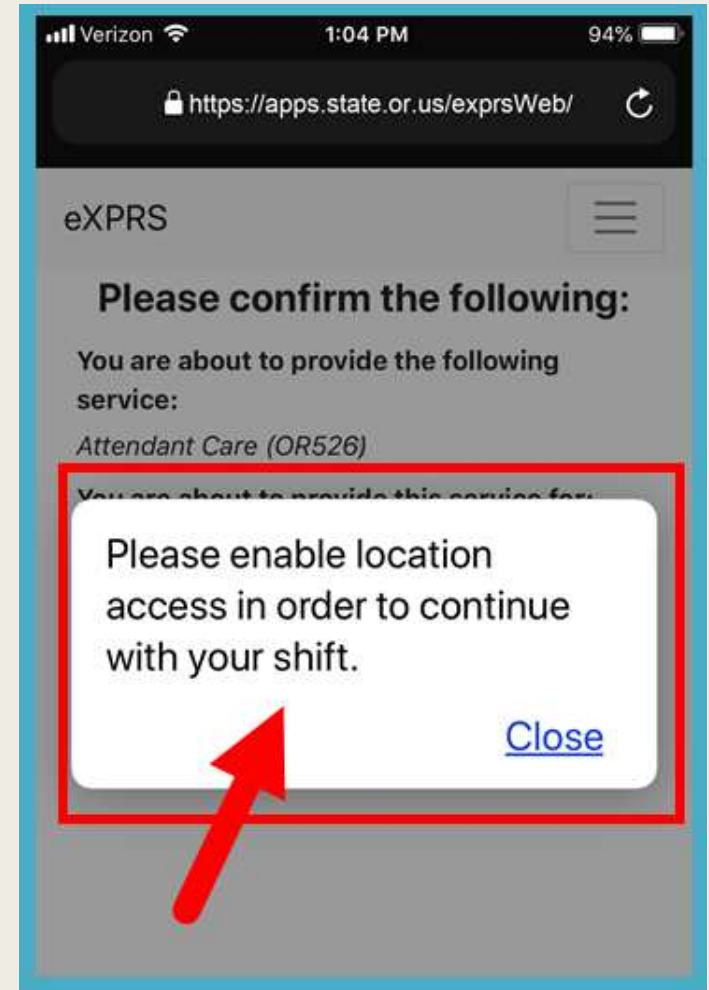
EVV **ulama** socoto si joogta ah halka aad tegto inta lagu jiro ama waqtigaaga shaqo ka dib.



Sidee bay EVV u shaqeysaa? BILAWGA WAQTIGA SHAQO

Haddii aadan haysan adeegyadda goobta si sax ah loogu rakibay labada qalab iyo Ikhtiyaarka webka, waxaad heli doontaa farriin qalad ah oo laga helo eXPRS.

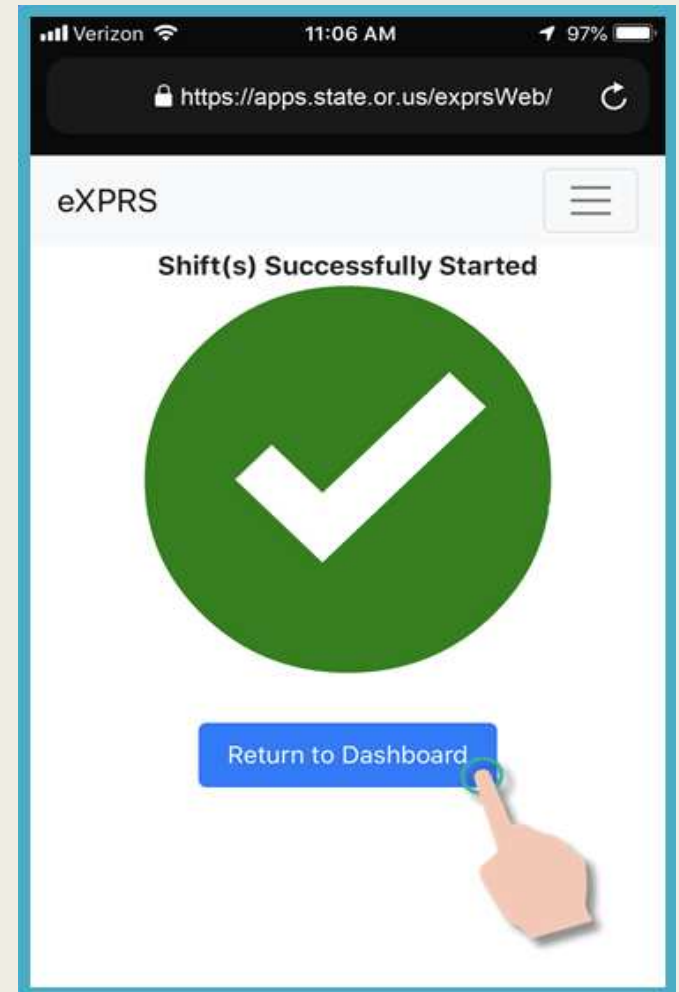
Iska hubi goobahaaga Goobta, kadibna soo noqo oo sii wad "saacad gudahood".



Sidee bay EVV u shaqeysaa? **BILAWGA WAQTIGA SHAQO**

Marka aad si guuleysi ah u bilowday Shiftadaada (aka: "saacad"), eXPRS waxay tan ku xaqiijin doontaa calaamada cagaaran.

Fadlan ku laabo Dashboard - **Return to Dashboard**.



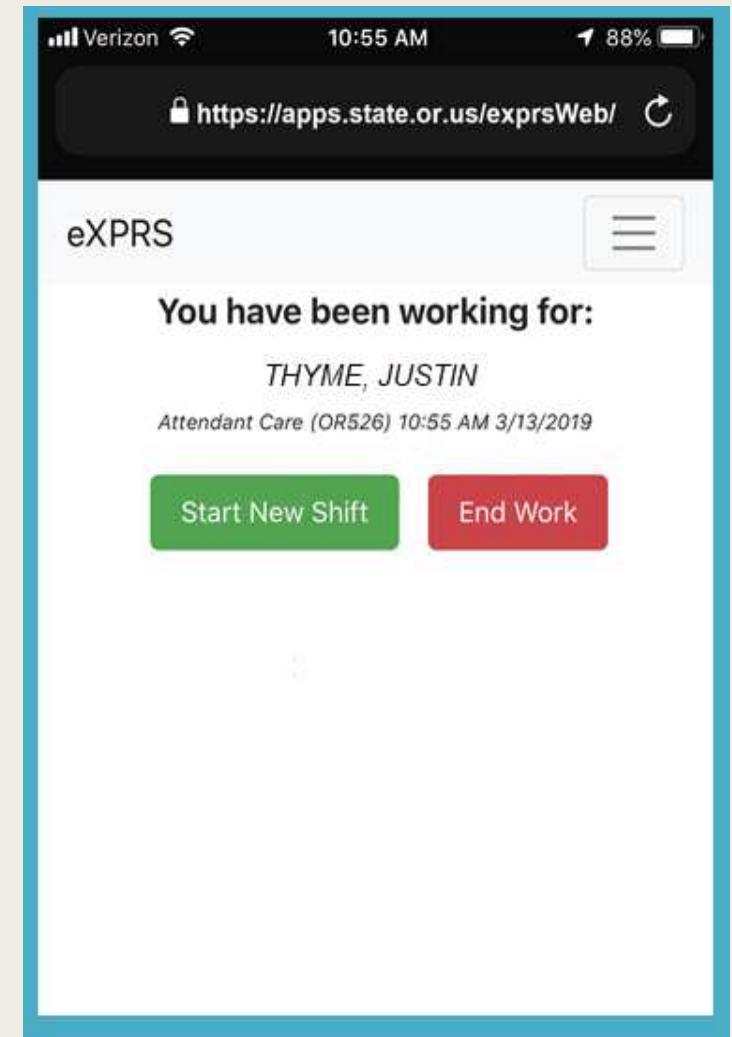
Sidee bay EVV u shaqeysaa?

BILAWGA WAQTIGA SHAQO

Marka aad bilawdo waqtigaaga shaqada, **eXPRS Mobile-EVV** waxay ku geyn doontaa/gudbin doontaa shaashada macluumaadka laga helo 'dashboard'.

Meesha macluumaadka laga helo 'dashboard' waxay tusi/muujin doontaa:

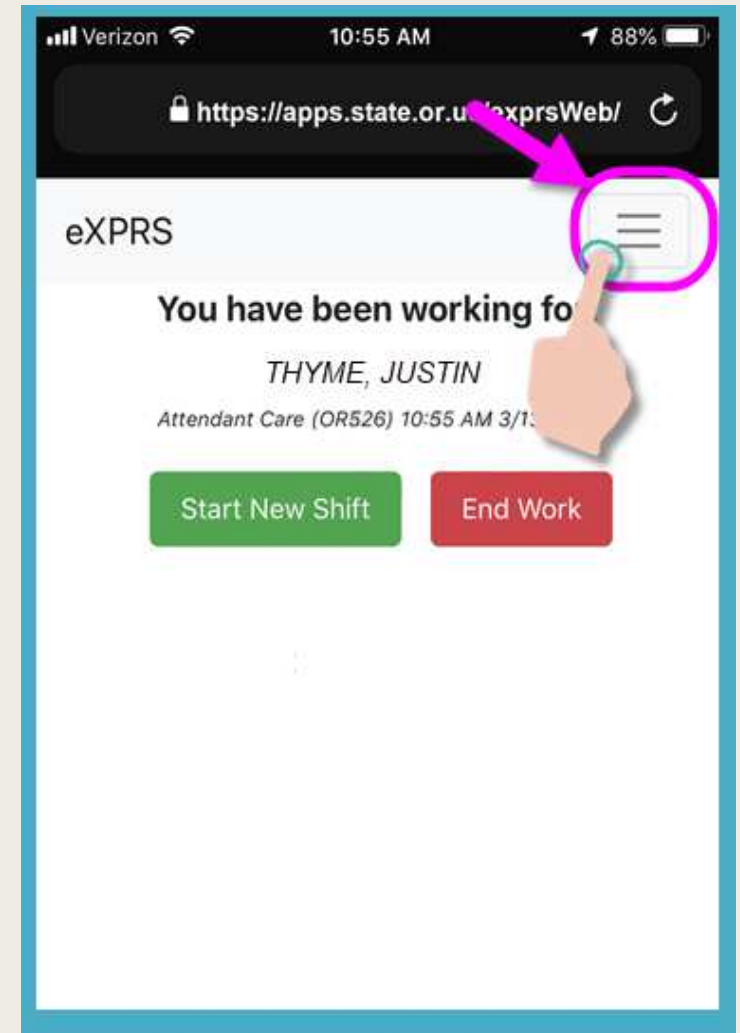
- ✓ **Cidda** aad la shaqeynayso,
- ✓ **Adeega** aad bixinayso, iyo
- ✓ **Waqtiga Bilawga & Taariikhda** waqtigaasi shaqada ee loogu talagalay qofka.



Sidee bay EVV u shaqeysaa? **BILAWGA WAQTIGA SHAQO**

Marka uu waqtigaaga shaqada ee EVV bilaabmo, waad ka bixi kartaa **eXPRS Mobile-EVV**.

Taabo Astaanta Liiska “**Menu Icon**” korkeeda ee 3 khad/sadar leh ee ku taala dhinaca sare ee midigta xigta ee shaashada si aad uga shaqeysiiso liiska ‘menu’.

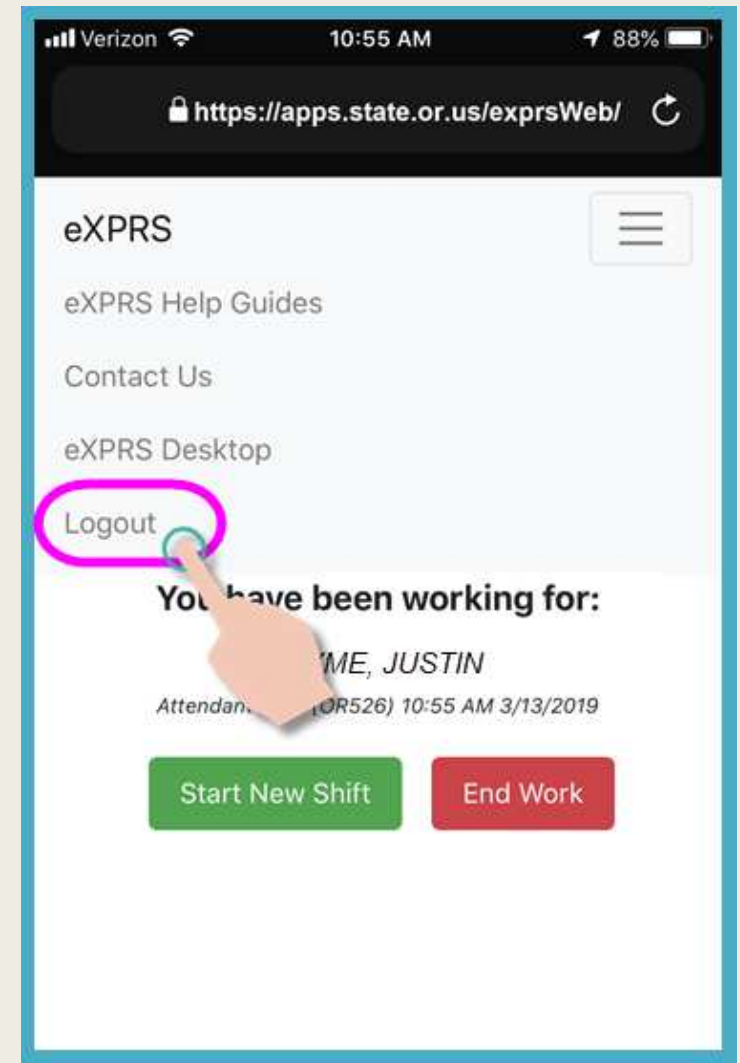


Sidee bay EVV u shaqeysaa? BILAWGA WAQTIGA SHAQO

Taabo ka bax “Logout” korkeeda si aad uga baxdo *eXPRS Mobile-EVV*.

Waqtigaaga shaqadu wuu ka sii socon doonaa website-ka eXPRS.

Shaqee waqtigaaga shaqada.

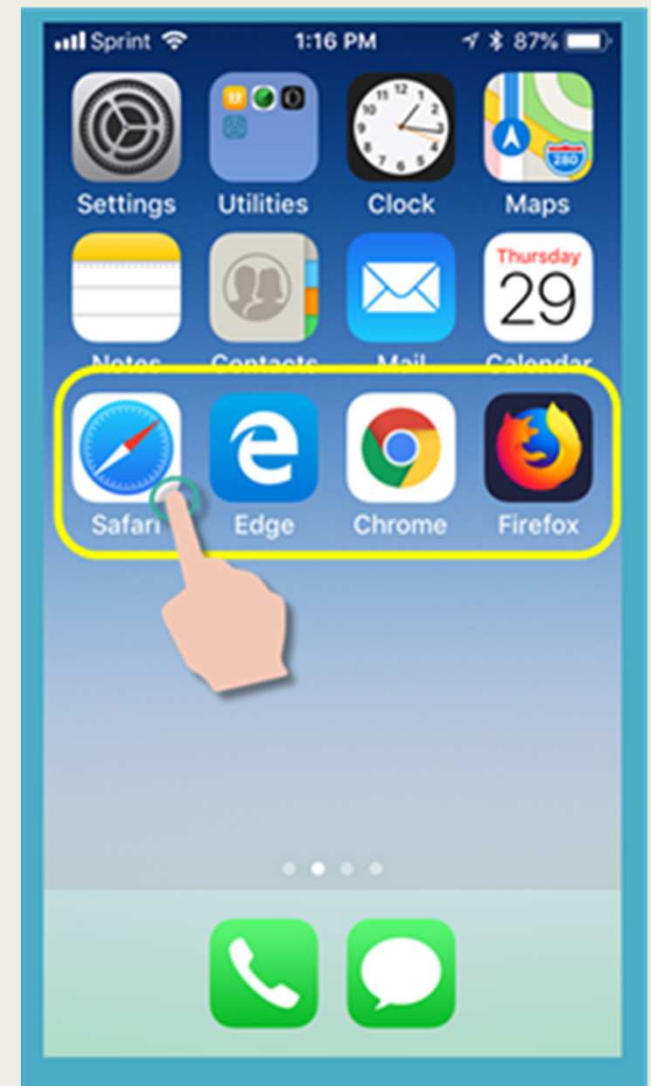


Sidee bay EVV u shaqeysaa?

DHAMMAADKA WAQTIGA SHAQADA

Marka aad dhammeyso shaqeynta waqtigaaga shaqo, mar kale isticmaal qalabkaaga gacanta ‘mobile device’ si aad u Joojiso Waqtigaaga Shaqada (*shaqada uga baxdo “clock out”*).

Fur halka aad internet-ka ka gasho ‘internet browser’ & booqo website-ka eXPRS, sidii aad samaysay bilawgii waqtigaaga shaqada.




Sidee bay EVV u shaqeysaa?

DHAMMAADKA WAQTIGA SHAQADA

Gali eXPRS caadiga ahaa ee
Magaca Lagu Gelo “Login Name” &
Password-ka.

Taabo GUDBI **SUBMIT** si aad u
gasho.



Verizon 10:54 AM 88%

https://apps.state.or.us/exprsWeb/

Oregon Department of Human Services
Express Payment & Reporting System (eXPRS)

Login

Login Name:
pswuser

Password:
●●●●●●●●

Submit

Forgot your password
eXPRS User Help Guide
Contact Us

Sidee bay EVV u shaqeysaa?

DHAMMAADKA WAQTIGA SHAQADA

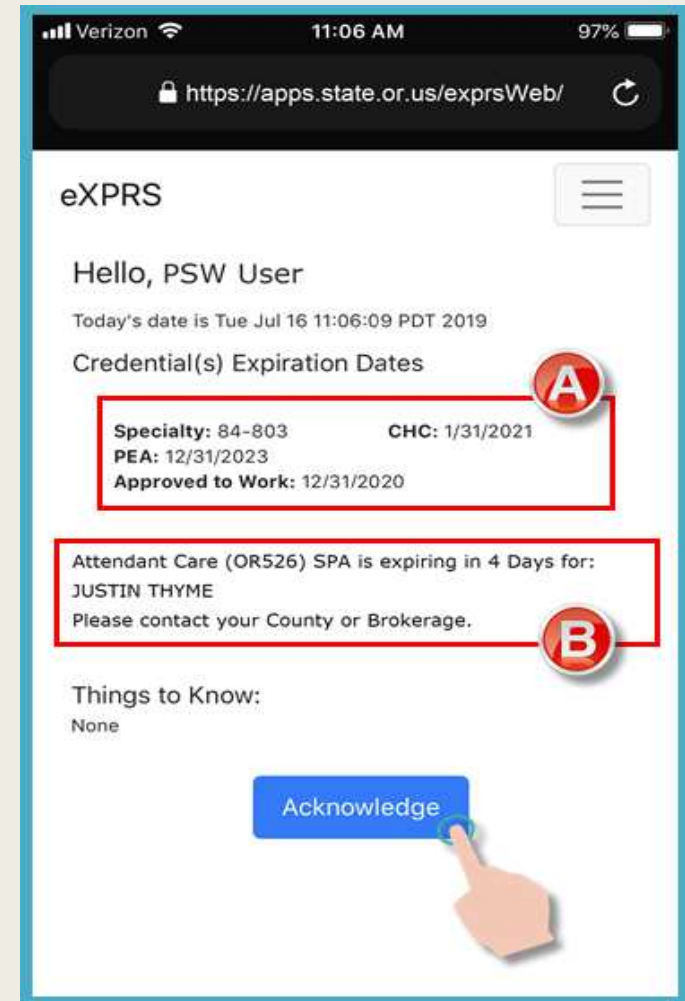
Mar kale, waxaad arki doontaa farriimo muhiim ah.

Tusaale:

- ✓ taariikhda dhicida waqtiga aqoonsiyadaada PSW (*tusaalaha A*),
- ✓ ogeysiinta dhicida waqtiga mid ka mid ah ama ka badan oo ah oggolaanshahaaga (*tusaale B*)

Taabo badhanka Aqoonta

Acknowledge si aad u sii wado.

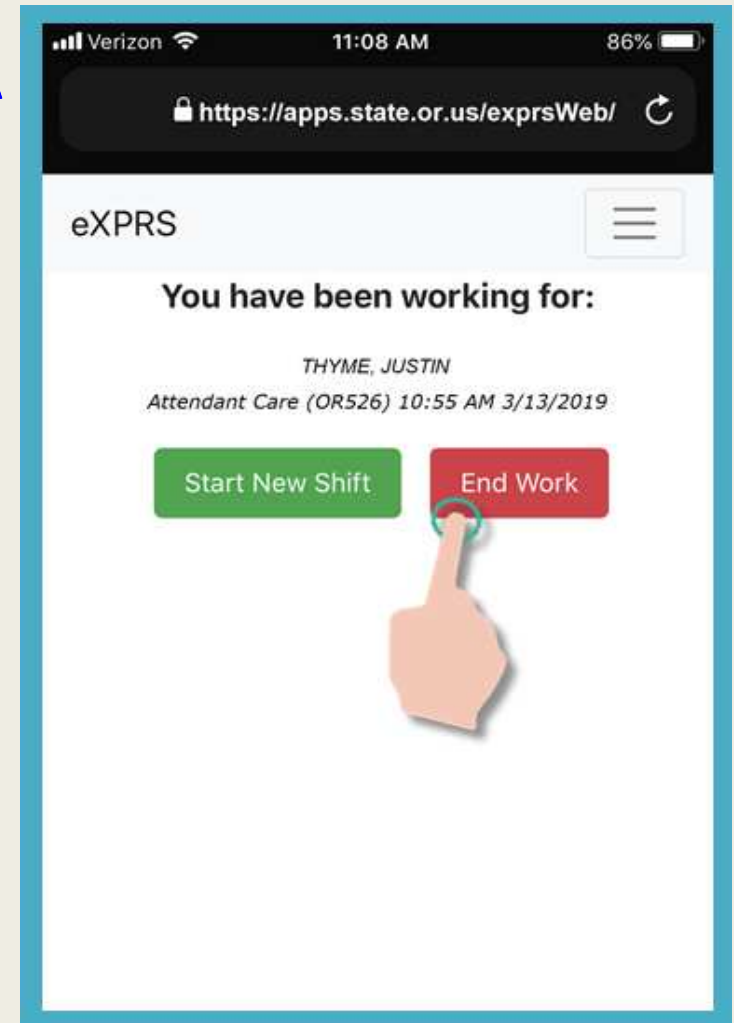


Sidee bay EVV u shaqeysaa?

DHAMMAADKA WAQTIGA SHAQADA

Marka aad si guul leh u gasho, waxaad arki doontaa meeshaada macluumaadka laga helo 'Dashboard' oo leh waqtiga(yada) shaqada ee furan ee aad hadda shaqaynayso.

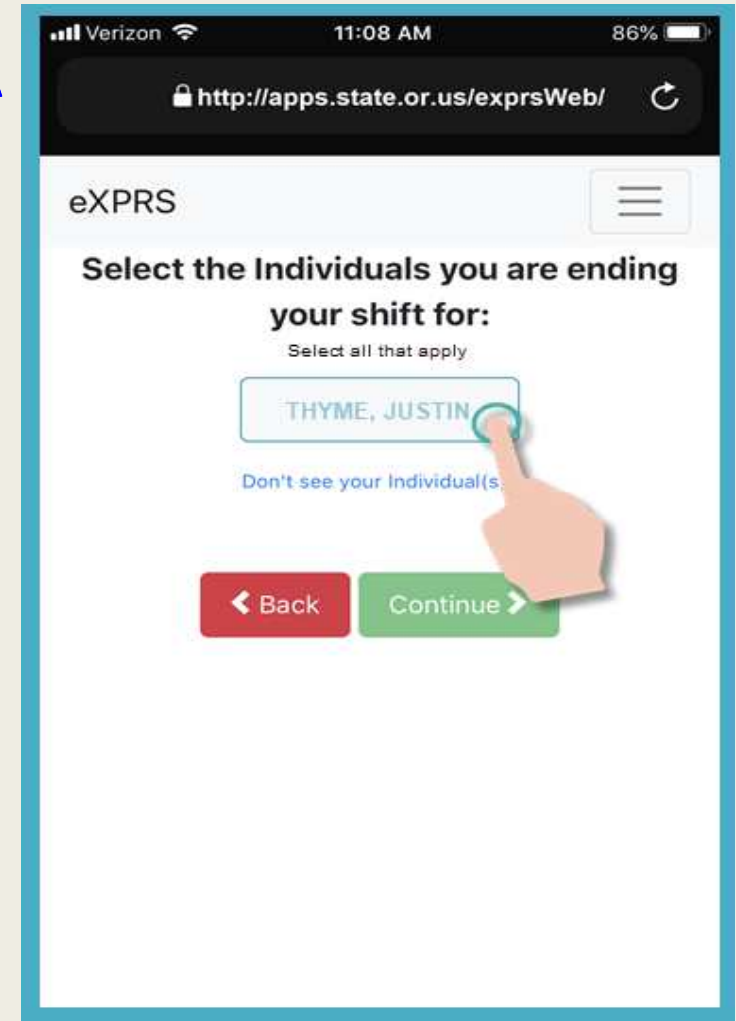
➔ **TALLAABADA 1:** Taabo badhanka guduudan ee JOOJI SHAQADA **END WORK** korkiisa si aad u Joojiso Waqtiga Shaqada.



Sidee bay EVV u shaqeysaa?

DHAMMAADKA WAQTIGA SHAQADA

- ➔ **TALLAABADA 2:** Taabo magaca si aad u doorato **Qofka**(dadka) aad Joojinayso Waqtigooda shaqada.

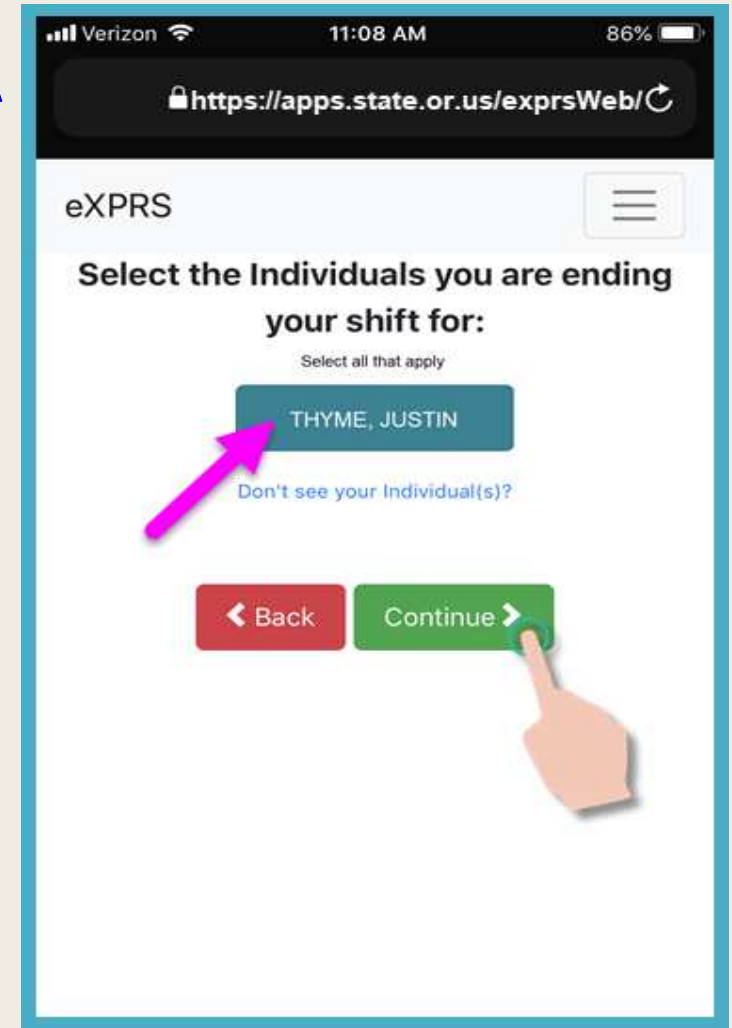


Sidee bay EVV u shaqeysaa?

DHAMMAADKA WAQTIGA SHAQADA

Magaca qofka(dadka) la doortay waxay **isku beddeli doonaan madow.**

Taabo badhanka cagaaran ee Sii wad **Continue** si aad ugu gudubto shaashada xigta



Sidee bay EVV u shaqeysaa?

DHAMMAADKA WAQTIGA SHAQADA

Shaashada xaqiijinta ayaa tusi/muujin doonta **Qofka** & **Adeega** aad Joojinayso Waqtigooda shaqada.

➔ **TALLAABADA 3:** Taabo badhanka cagaaran ee HAA **YES** ee ku yaala xagga hoose ee shaashada si aad u Joojiso waqtigaaga shaqada & shaqada uga baxdo “clock out”.



Sidee bay EVV u shaqeysaa?

DHAMMAADKA WAQTIGA SHAQADA

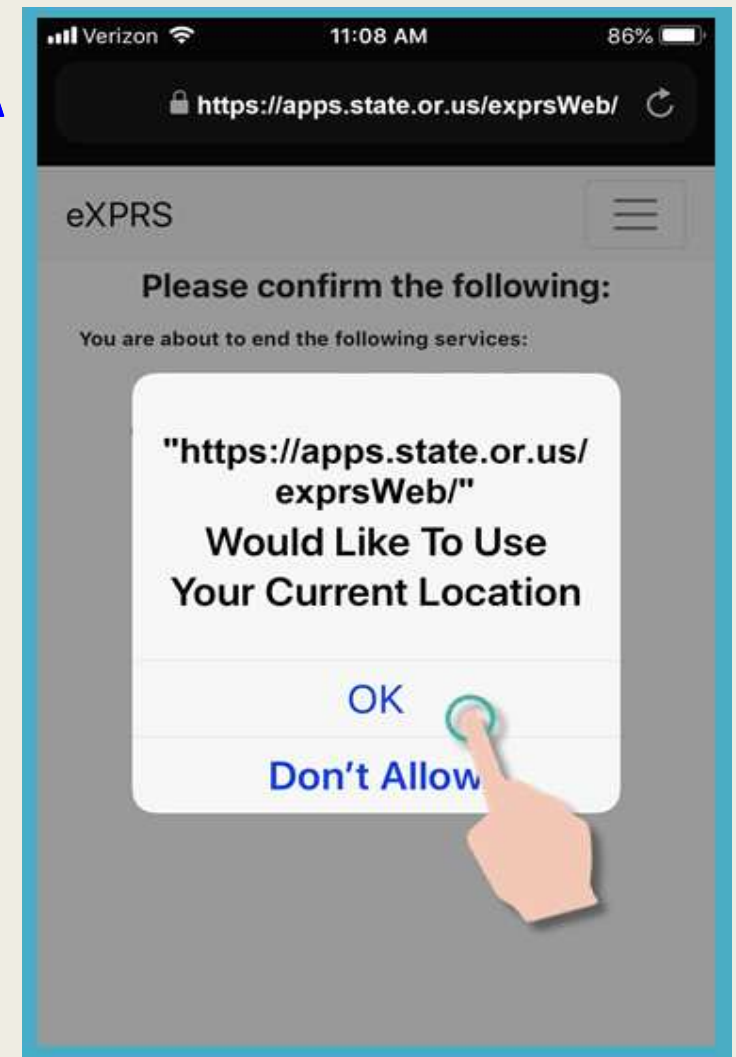
➔ **TALLAABADA 4:** Mar kale, *haddii qalabka aad isticmaalayso kaa codsado*, riix **OK** si aad u xaqiijiso **Goobta** halka aad ka joojinayso waqtiga shaqadaada.

eXPRS Mobile-EVV ayaa qabata/keydisaa 'captures' sawirka/muuqaalka waqtiga saxda ah 'point-in-time' ee halka aad joogtid waqtiga aad

BILAWDO & DHAMMEYSO waqtigaaga shaqada oo **KALIYA**.

Tani waa mid uu sharciga federaalku uga baahan yahay EVV.

EVV *ulama* socoto si joogta ah halka aad tegto inta lagu jiro ama waqtigaaga shaqo ka dib.

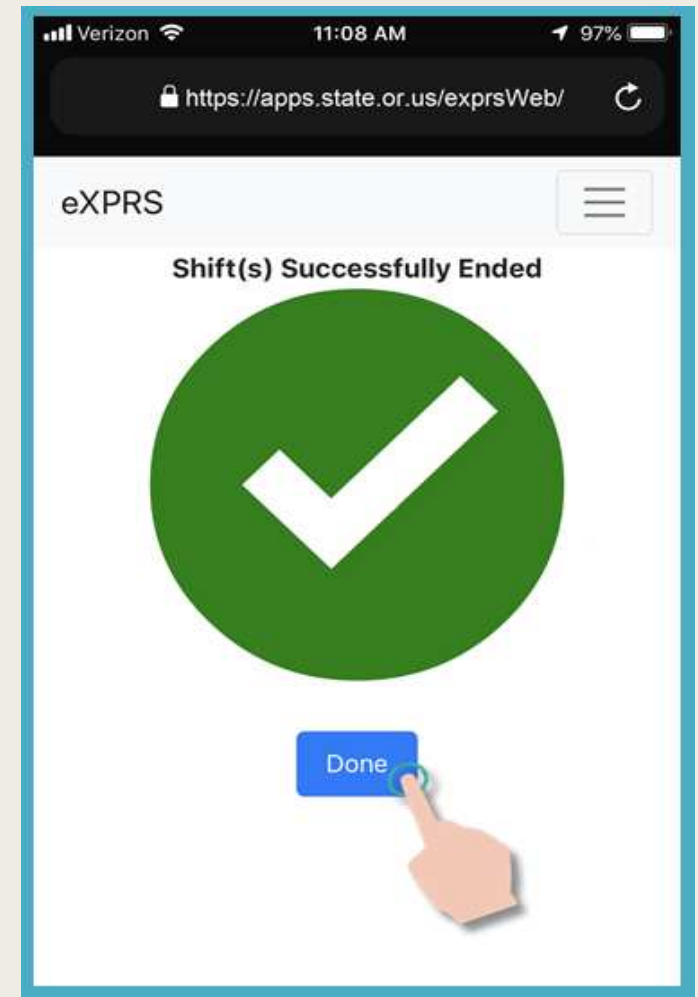


Sidee bay EVV u shaqeysaa?

DHAMMAADKA WAQTIGA SHAQADA

Markaad si guul leh u dhammaato Shiftadaada (aka: "saacad"), eXPRS waxay xaqiijin doontaa tan calaamada cagaaran ee weyn.

Taabo **Done**.



Sidee bay EVV u shaqeysaa?

DHAMMAADKA WAQTIGA SHAQADA

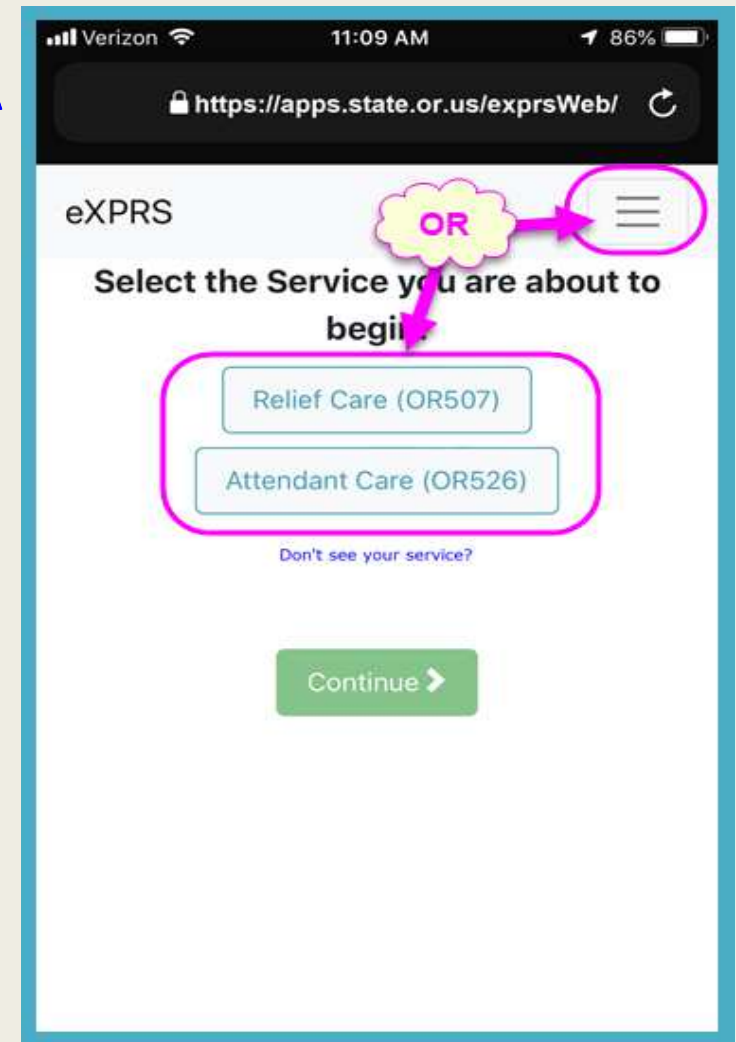
Wagtigaaga shaqadu(ooyinku) hadda ayuu Dhammaaday & qoraalkii macluumaadka biilka SD si toos ah ayaa loogu keydiyay 'saved' website-ka eXPRS Desktop.

Waxaad hadda dooran kartaa adeeg si aad u

Bilawdo Waqti Shaqo oo Cusub,

AMA ...

Ka bax eXPRS Mobile-EVV.



Sidee bay EVV u shaqeysaa?

SIXITAANADA, ISBEDDELADA & CUSBOONEYSIINTA

- ❖ Biilasha SD ee la geliyo ee laga sameeyo *eXPRS Mobile-EVV* waxaa loo keydiyaa 'saved' qoraal ahaan gelinta website-ka *eXPRS Desktop*.
- ❖ PSW waxay sixitaano, isbeddelo ama cusbooneysiin ku samayn karaan qoraalka biilka EVV SD ee la geliyo ee ay abuurtay/samaysay *eXPRS Mobile-EVV*, haddii loo baahdo.

Sidee bay EVV u shaqeysaa?

SIXITAANADA, ISBEDDELADA & CUSBOONEYSIINTA

Si loo saxo, beddelo, cusbooneysiyo iyo/ama loo gudbiyo [qoraalkaaga](#) biilka EVV SD ee la gelinayo,

Waxaad gashaa *eXPRS Desktop* (website-ka caadiga ah ee eXPRS).

Login

You are in the Production environment

Login Name:	<input type="text" value="PSWuser"/>
Password:	<input type="password" value="••••••••"/>

[Forgot your password?](#)

Sidee bay EVV u shaqeysaa?

SIXITAANADA, ISBEDDELADA & CUSBOONEYSIINTA

Riix halka ay ku qoran tahay Samee Gelinta Adeegyada La bixiyay ee ka socda Oggolaanshaha Adeega ee Hal mar ***“Create Service Delivered Entries from Single Service Authorization”*** si aad u gaarto boggaga biilka ee oggolaanshahaaga.

Oregon Department of Human Services
Express Payment & Reporting System (eXPRS)

Home My Account Change Password Help Customer Service Log Out

Logged in as pswuser - All my Organizations and Program Areas

Express Payment & Reporting System

Go To EVV
Find SPA
View Service Delivered Entries
Create Service Delivered Entries from Single Service Authorization
Find Claims
Enter Travel Time
View Travel Time

Home

My Credentials

SPD ID	Specialty	CHC Expires	PEA Expires	Approved to Work Expires
7****6	84-803	8/31/2019	6/30/2019	6/30/2019

My Notifications

Filtered By Type All Notification Types Include Removed


Find

Sidee bay EVV u shaqeysaa?

SIXITAANADA, ISBEDDELADA & CUSBOONEYSIINTA

Ka dib raadinta oggolaanshahaaga, riix astaanta lacagta ee cagaaran \$ korkeeda ee dhinaca shishe si aad u furto bogga oggolaanshaha biilka.

Name		Service Location/PSW			
Dactyl, Terry - prime #		pswuser - 7****6			
SPA#	Proc Code	Modifier	Rate	Begin	End
21*****01	OR004 - Comm Transp, Mileage	WE - Community	\$0.48	4/1/2018	3/31/2019
21*****02	OR507 - Relief Care, Daily	NA - Not Applicable	\$204.00	4/1/2018	3/25/2019
21*****03	OR526 - Attendant Care, home or comm	NA - Not Applicable	\$14.65	4/1/2018	3/25/2019



Sidee bay EVV u shaqeysaa?

SIXITAANADA, ISBEDDELADA & CUSBOONEYSIINTA

Bogga biilka dhexdiisa, waxaad arki doontaa biilashaada EVV SD + Sababta Isbeddelka “*Change Reason*” oo ku jirta liisaska meesha hoos loo sii gelayo ‘dropdown’. Biilasha SD waxay noqon doonaan xaalad qoraal ahaan & taariikhduna ama furnaan doonto in la beddelo.

Service: SE49/OR526 - Attendant Care, home or comm/NA - Not Applicable

14.65

EVV saved SD billings. The DATE cannot be changed.

Status = DRAFT means you can make changes, if needed.

Select	Date	Start Time (HH:MM AM/PM)	End Time (HH:MM AM/PM)	Total Service Billed Time	Units	Group	Status	Start Time Change Reason	End Time Change Reason
<input type="checkbox"/>	3/13/2019	12:00 AM	2:45 PM	14:45		<input checked="" type="checkbox"/>	Draft	Reason	Reason
<input type="checkbox"/>	3/14/2019	12:52 PM	4:00 PM	3:08		<input checked="" type="checkbox"/>	Draft	Reason	No internet service to
<input type="checkbox"/>	3/25/2019	9:11 AM				<input checked="" type="checkbox"/>	Draft	Reason	Reason
<input type="checkbox"/>						<input type="checkbox"/>	Draft	Reason	

25:53

Cancel Changes

Save All

Sidee bay EVV u shaqeysaa?

SIXITAANADA, ISBEDDELADA & CUSBOONEYSIINTA

Isbeddelada ama cusbooneysiinta lagu samaynayo qoraalka biila shaEVV SD waxaa la samayn karaa & keydin 'saved' karaa ka hor inta aan la gudbin. Xaqiiji in aad Sababta Isbeddelka **"Change Reason"** ka soo doorato meesha hoos loo sii gelayo 'dropdown' si aad u sharaxdo isbeddelaada.

The screenshot shows a table with columns: Select, Date, Start Time (HH:MM AM/PM), End Time (HH:MM AM/PM), Total Service Billed Time, Units, Group, Status, Start Time Change Reason, and End Time Change Reason. A dropdown menu is open for the 'Start Time Change Reason' column, showing options like 'Clock in too early', 'No Internet service to clock in', etc. A 'Save All' button is visible on the right.

Select	Date	Start Time (HH:MM AM/PM)	End Time (HH:MM AM/PM)	Total Service Billed Time	Units	Group	Status	Start Time Change Reason	End Time Change Reason
<input type="checkbox"/>	3/13/2019	12:15 PM	2:45 PM	14:45		<input checked="" type="checkbox"/>	Draft	Reason	Reason
<input type="checkbox"/>	3/14/2019	12:52 PM	4:00 PM	3:08		<input checked="" type="checkbox"/>	Draft	Reason	Reason
<input type="checkbox"/>	3/25/2019	9:11 AM	11:30 AM	2:19		<input checked="" type="checkbox"/>	Draft	Forgot to clock in at the beginning of shift	Reason
<input type="checkbox"/>						<input type="checkbox"/>	Draft	Clock in too early	

For items checked above

Save All

Sidee bay EVV u shaqeysaa?

SIXITAANADA, ISBEDDELADA & CUSBOONEYSIINTA

Biilasha SD ee loogu talagalay EVV ayaa sidoo kale gacan ahaan loo gelin karaa 'manually', haddii loo baahdo. Mar kale, xaqiiji in aad Sababta Isbeddelka **"Change Reason"** ka soo doorato meesha hoos loo sii gelayo' dropdown' taasi oo loogu talagalay sababta aad ugu baahan tahay in aad gacan ahaan u geliso 'manually'.

Service: SE49/OR526 - Attendant Care, home or comm/NA - Not Applicable

Review Req: Yes

Print

SD billing manually created + reason

Select	Date	Time (MM AM/PM)	Total Service Billed Time	Units	Group	Status	Start Time Change Reason	End Time Change Reason		
<input type="checkbox"/>	3/13/2019	2:15 PM	2:45 PM	2:30		<input checked="" type="checkbox"/>	Draft	Clocked in too early	Reason	
<input type="checkbox"/>	3/14/2019	2:52 PM	4:00 PM	3:08		<input checked="" type="checkbox"/>	Draft	Reason	No internet service to	
<input type="checkbox"/>	3/25/2019	9:11 AM	11:30 AM	2:19		<input checked="" type="checkbox"/>	Draft	Reason	Reason	
<input type="checkbox"/>	3/26/19	8:45 AM	9:15 AM			<input type="checkbox"/>	Draft	No Internet service to		Save All

Cancel Changes

Sidee bay EVV u shaqeysaa?

SIXITAANADA, ISBEDDELADA & CUSBOONEYSIINTA

Haddii aad u baahan tahay in aad *gacan ahaan* 'manually' u samayso ama *isbeddelo ku samayso* biilka SD ee la geliyo ee lagu keydiyay 'saved' **eXPRS Mobile-EVV**, xaqiiji in aad sababta loo sameeyay ka soo doorato meelaha hoos loo sii gelayo 'dropdowns'.

**Start Time
Change Reason**

Reason

Reason

- Forgot to clock in at the beginning of shift
- Clocked in too early
- No Internet service to clock in
- Created Manually Due to Data Entry Error
- SPA not in place at time of service
- Service Delivered Prior to EVV Implementation
- Exception granted

**End Time
Change Reason**

Reason

Reason

- Forgot to clock out at the end of shift
- No internet service to clock out
- Mistakenly clocked out
- Created Manually Due to Data Entry Error
- SPA not in place at time of service
- Service Delivered Prior to EVV Implementation
- Exception granted

Sidee bay EVV u shaqeysaa?

XAASHIYAHA SHAQADA

Waxyaabo muhiim ah oo ay in la xasuusnaado:

1. Ma [jiro isbeddel](#) ku imaanaya nidaamka biilka SD ee loogu talagalay [adeegyada aan ahayn EVV](#):

- **OR004** - Masaafada La Socdo
- **OR401** - Tababarka Shaqada

2. Ma [jiro isbeddel](#) ku imaanaya nidaamka biilka SD ee loogu talagalay [nidaamka xaashida shaqada](#):

PSW waa in ay weli isticmaalaan [eXPRS Desktop](#) (website-ka caadiga ah) si ay u:

- ✓ **gudbiyaan** [DHAMMAAN](#) biilka SD ee waqtiga ay shaqeeyeen ee loogu talagalay bixinta lacagta
- ✓ **daacabaan** xaashiyaha shaqada
- ✓ helaan **saxiixyada** cidda loo shaqeeyo oo ku yaala xaashiyaha shaqada
- ✓ xaashiyada shaqada u keenaan **CME**

Sidee bay EVV u shaqeysaa?

XAASHIYAHA SHAQADA

Waqtiga mushaharka, **Dooro** & **Gudbi qoraalkaaga** bilasha SD, sida aad had iyo jeer samayso.

Service: SE49/OR526 - Attendant Care, home or comm/NA - Not Applicable
Rate: \$14.65
Review Req: Yes
Print

Select	Date	Start Time (HH:MM AM/PM)	End Time (HH:MM AM/PM)	Total Service Billed Time	Units	Group	Status	Start Time Change Reason	End Time Change Reason	
<input checked="" type="checkbox"/>	3/13/2019	12:15 PM	2:45 PM	2:30		<input checked="" type="checkbox"/>	Draft	Clocked in too early	Reason	
<input checked="" type="checkbox"/>	3/14/2019	12:52 PM	4:00 PM	3:08		<input checked="" type="checkbox"/>	Draft	Reason	No internet service to	
<input checked="" type="checkbox"/>	3/25/2019	9:11 AM	11:30 AM	2:19		<input checked="" type="checkbox"/>	Draft	Reason	Reason	
<input checked="" type="checkbox"/>	3/26/2019	8:45 AM	9:15 AM	0:30		<input type="checkbox"/>	Draft	No Internet service to		
<input type="checkbox"/>						<input type="checkbox"/>	Draft	Reason		Save All

8:27
Cancel Changes

For items checked above

Sidee bay EVV u shaqeysaa?

XAASHIYAHA SHAQADA

Biilasha SD ee leh xaalad [hawsheeda hadda lagu jiro](#) waxaa lagu daabici doonaa xaashiyaha shaqada si ay cidda loo shaqeeyo u saxiixdo & gudbiso CME.

Service: SE49/OR526 - Attendant Care, home or comm/NA - Not Applicable
Rate: \$14.65
Review Req: Yes

Print

Select	Date	Start Time (HH:MM AM/PM)	End Time (HH:MM AM/PM)	Total Service Billed Time	Units	Group	Status	Start Time Change Reason	End Time Change Reason
<input type="checkbox"/>	3/13/2019	12:15 PM	02:45 PM	2:30	2:30	Yes	Pending	Clocked in too early	
<input type="checkbox"/>	3/14/2019	12:52 PM	04:00 PM	3:08	3:08	Yes	Pending		No internet service to clock out
<input type="checkbox"/>	3/25/2019	09:11 AM	11:30 AM	2:19	2:19	Yes	Pending		
<input type="checkbox"/>	3/26/2019	08:45 AM	09:15 AM	0:30		No	Pending	No Internet service to clock in	
<input type="checkbox"/>							Draft	Reason	

8:27

Cancel Changes

Save All

Sidee bay EVV u shaqeysaa - SU'AALAHAA??

Xaqiiji in aad dib u eegto
su'aalaha & jawaabaha ka
socda dokumentiga ee

**Su'aalaha Inta Badan La
Isweydiiyo (FAQ)**

**Tababarka PSW EVV
document.**

Oregon Department of Human Services
Express Payment & Reporting System (eXPRS)

eXPRS
Express Payment & Reporting System

**PSW Electronic Visit Verification (EVV)
Frequently Asked Questions (FAQs)**
(v9; 4/21/2019)

Below are some questions & answers for PSWs on the implementation of EVV & using eXPRS Mobile-EVV.

Q: What is EVV?

A: Electronic Visit Verification (or EVV) is part of a federal law that was passed by Congress in 2016. It requires states to verify the delivery of Medicaid funded Attendant or Personal Care services in real time (meaning at the time the service is occurring) from providers. The EVV time capture feature in eXPRS will save PSWs time by reducing the amount of work PSWs must do to enter Service Delivered (SD) billings in eXPRS manually. eXPRS' EVV method will capture all the billing data required & save it in eXPRS automatically.

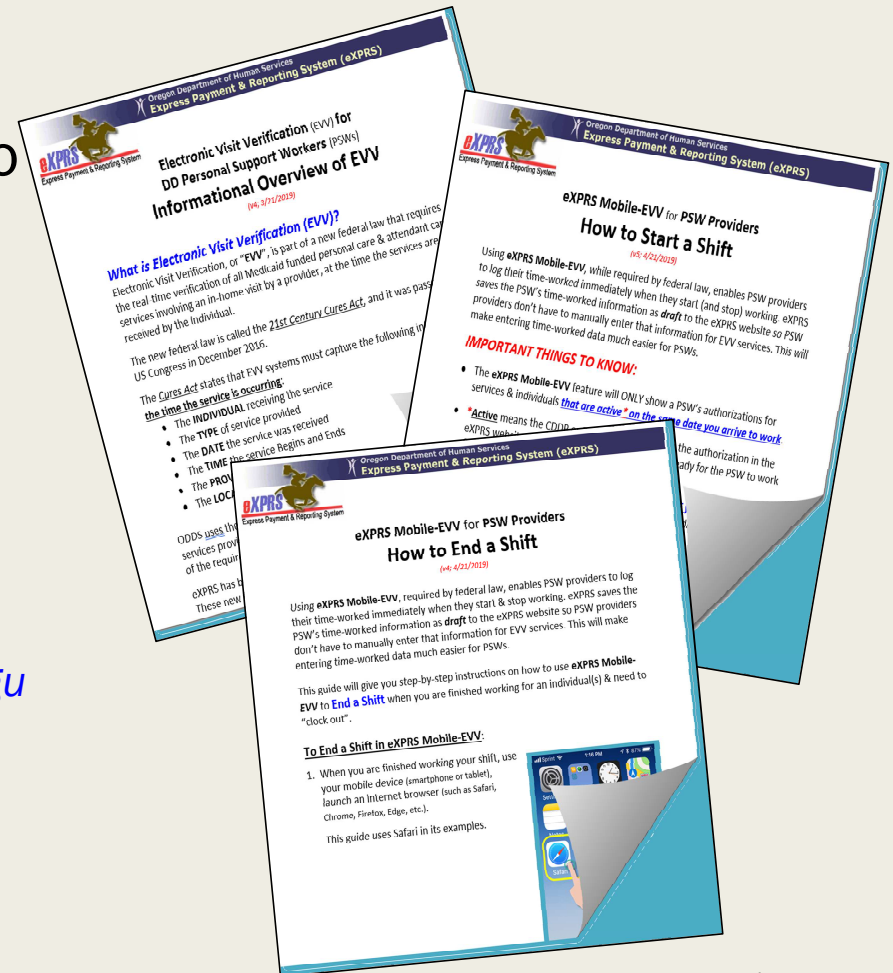
Q: What is "eXPRS Desktop"?

A: *eXPRS Desktop* is what we call the regular eXPRS website. PSWs can now log in & view all their eXPRS related information on their SD billing & travel time data. *eXPRS Desktop* is best viewed on a regular desktop or laptop computer.

Tilmaamaha Ilaha & Taageerada EVV

Waxaa jira tilmaamo dhanka taageerada oo tallaabo-tallaabo ah oo la helayo si ay kaaga caawiyaan isticmaalka **eXPRS Mobile-EVV**.

- ✓ Guudmarka Macluumaadka ee EVV
- ✓ Galida EVV & Hagida
- ✓ Sida loo Bilaabo Waqtiga Shaqo
- ✓ Sida loo Joojiyo Waqti Shaqo
- ✓ Sida loogu Daro Waqti Shaqo (oo loogu talagalay adeegyada koox ahaaneed)
- ✓ Sida loo Saxo Biilasha EVV



SU'AALAHHA **kale ee EVV??**

Haddii aad hayso su'aalo
kale oo ku saabsan
Hirgelinta EVV, fadlan email
iyada u dir:

ODDS.EVV@state.or.us



Waad mahadsan tahay
in aad Nagala Soo Qayb gasho
Maanta!

